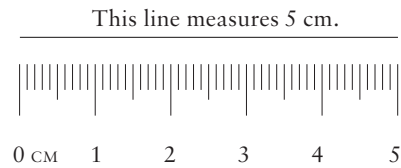


## DEFINE YOUR RING SIZE

### Check the accuracy of the format

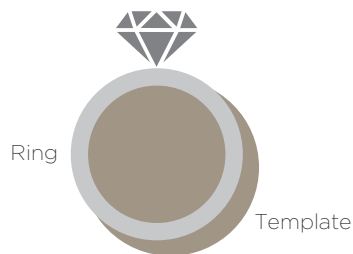
Measure this line with a ruler to ensure the page printed correctly.



### Using the Gübelin ring size template

1. Print the template on a DIN-A-4 page.
2. Place a well-fitting ring on the template.


3. Choose the ring size which fits the inner diameter of one of the circles on the template.
4. Read your ring size.



Please choose a smaller ring size

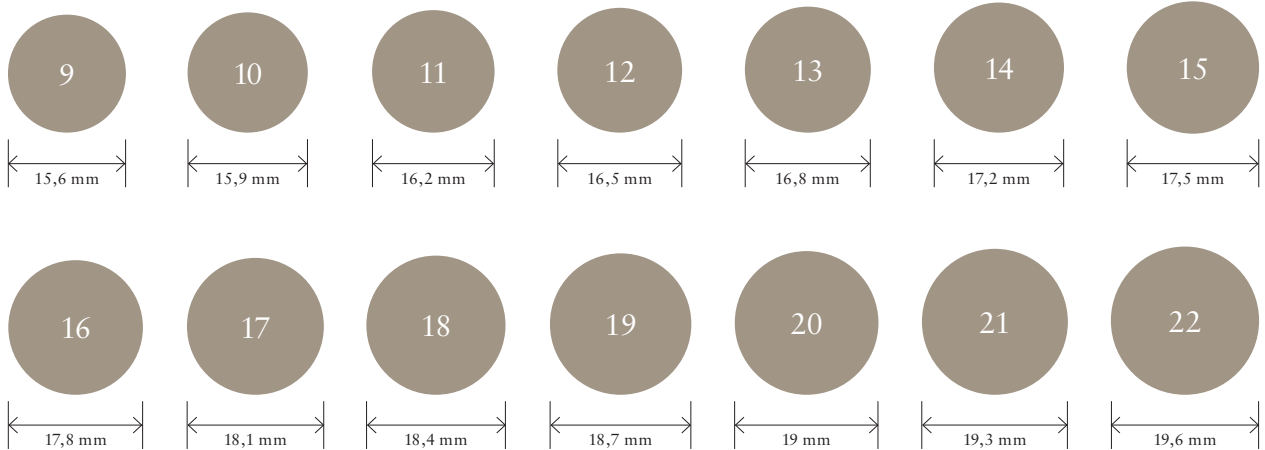


Please choose a larger ring size



You have found your ring size

### Template



Should you have any questions, please contact one of our boutiques or our customer care team.

In case you require a smaller or a larger ring size than indicated here, please visit one of our boutiques. We will gladly advise you on the creation of a custom ring.

Find your ring size

Circumference in mm	Diameter in mm	Switzerland	Europe	China/Japan
49,3 mm	15,6 mm	9	49	8,8
50,0 mm	15,9 mm	10	50	9,7
51,2 mm	16,2 mm	11	51	10,7
51,9 mm	16,5 mm	12	52	11,6
53,1 mm	16,8 mm	13	53	12,6
54,4 mm	17,2 mm	14	54	13,6
55,1 mm	17,5 mm	15	55	14,5
56,3 mm	17,8 mm	16	56	15,5
57,0 mm	18,1 mm	17	57	16,4
58,3 mm	18,4 mm	18	58	17,4
58,9 mm	18,7 mm	19	59	18,3
60,2 mm	19,0 mm	20	60	19,3
60,8 mm	19,3 mm	21	61	20,2
62,1 mm	19,6 mm	22	62	21,2

For your ring to be a perfect fit, you should determine your ring size as accurately as possible. The ring shouldn't fit too snugly or too loosely.

We recommend determining your ring size towards the end of the day, as fingers tend to be a bit wider in the evening than in the morning. Temperature can also affect the circumference of your finger. Therefore, please don't try to measure if your fingers are very cold or warm.

Please note, that ring sizes can differ from the right hand to the left hand. Therefore, please determine the ring size for the finger on which you want to wear the ring.